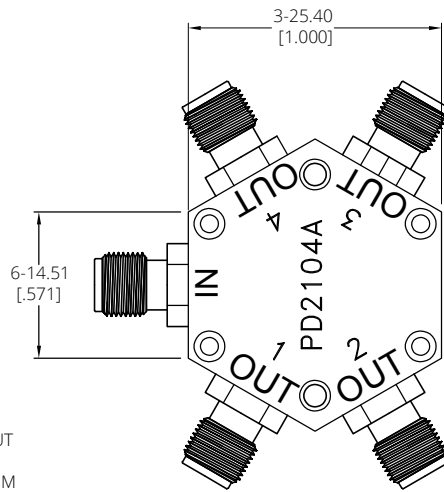


ELECTRICAL DATA	
NUMBER OF OUTPUT PORTS	4
FREQUENCY RANGE	DC~6 GHz
IMPEDANCE: 50 Ω	50 Ω
VSWR	≤1.205
INSERTION LOSS	≤12±1.2 dB
POWER HANDLING	1 W MAX.
PHASE BALANCE	≤ ±18°
AMPLITUDE BALANCE	≤ ±0.9 dB

MATERIAL AND FINISH	
CONNECTOR(SMA FEMALE)	STAINLESS STEEL, PASSIVATED
HOUSING	ALUMINUM ALLOY, GUSH ARENACEOUS GUIDE OXYGEN

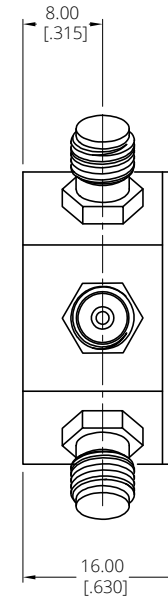
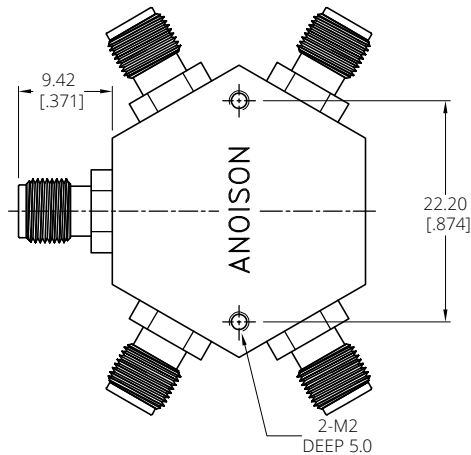
ENVIRONMENTAL DATA	
OPERATING TEMPERATURE	-40°C TO +85°C
RoHS COMPLIANT	2011/65/EU(RoHS) AND 2015/863/(RoHS)
REACH COMPLIANT	1907/2006/EC(REACH)
NET WEIGHT	0.03 Kg

REVISIONS			
REV.	DESCRIPTION	DATE	APPROVED
A	INITIAL RELEASE	04/24/23	J. Q



NOTE:  
IN, OUT, OUT  
FONT: ARIAL  
WORD HEIGHT: 2.5MM



1, 2, PD2104A, ANOISON  
FONT: ROMAND  
WORD HEIGHT: 2.0MM



DRAWN	X. Y	DATE	04/24/23
CHECKED	W. Y	DATE	04/24/23
APPROVED	J. Q	DATE	04/24/23
UNLESS OTHERWISE SPECIFIED DIMENSIONS ARE IN MILLIMETERS, DIMENSIONS IN [ ] ARE IN INCHES FOR CUSTOMER REFERENCE ONLY UNLESS OTHERWISE SPECIFIED TOLERANCE ARE:		THESE DRAWINGS AND SPECIFICATIONS ARE THE PROPERTY OF ANOISON ELECTRONICS LTD AND SHOULD NOT BE USED WITHOUT WRITTEN PERMISSION COPYRIGHT © 2023 ANOISON ELECTRONICS LTD	
XX	±0.13 [.005"]		
X	±0.20 [.008"]		
X	±0.50 [.019"]		
X°	±1°		
X°	±2°		

**ANOISON**

TITLE  
DC-6 GHz RESISTOR 4-WAY SMA POWER DIVIDER

VIEW	PART NO.	PD2104A		
 	SIZE	SCALE	SHEET	REV.
	A3	2:1	1/1	A