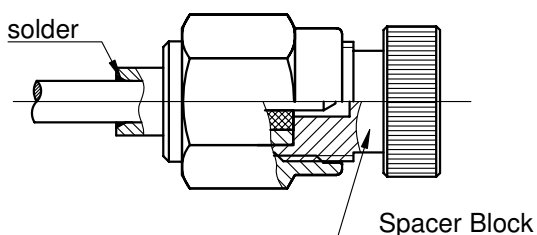
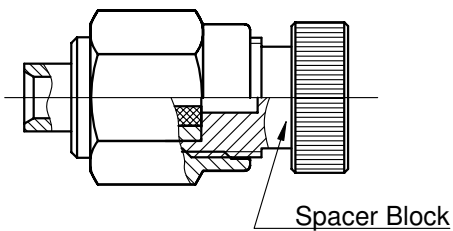
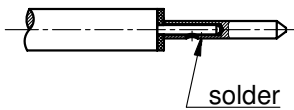
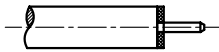
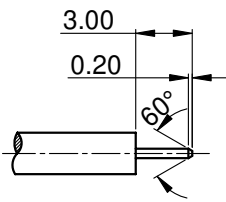
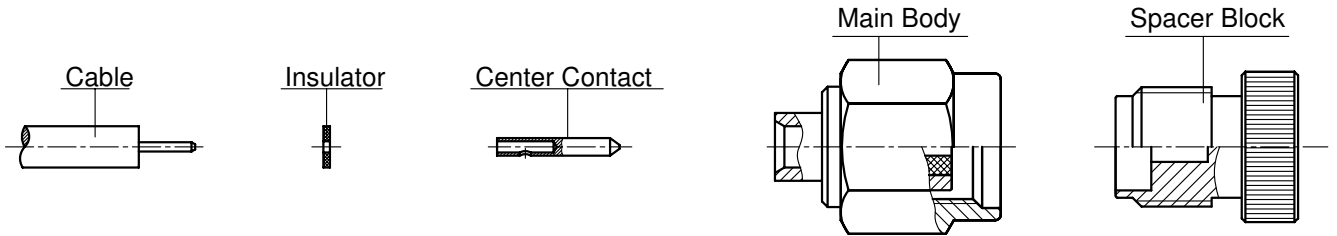


P/N: ANO 2111-2055

Description: SMA Straight Male Solder for .086 Semi-Rigid Cable

**STEP 1**

Strip the cable according to the dimensions as shown.

STEP 2

Insert the insulator onto the cable inner contact, as shown.

STEP 3

Insert the cable center contact into the inner conductor, then solder the inner conductor onto the cable as shown.

STEP 4

Fix the spacer block onto the main body as shown in the following figure.

STEP 5

- Slide cable into the body until contact snaps into place, then solder the cable outer contact onto the connector outer conductor.
- Remove the spacer block.