| REVISIONS | | | |
|---|---|---|---|
| REV. | DESCRIPTION | DATE | APPROVED |
| A | INITIAL RELEASE | 10/14/22 | J. Q |
| | | | |

**MATERIAL & FINISH**

1 CONNECTOR BODY: BRASS, NICKEL PLATING
2 CENTER CONTACT: BRONZE, SILVER PLATED
3 INSULATOR: PTFE
4 RADIATOR: ALUMINIUM, BLACK

**ENVIRONMENTAL DATA:**

1 OPERATING TEMPERATURE RANGE: -55℃~+100℃
2 2015/863/(RoHS): COMPLIANT
3 1907/2006/EC(REACH) AND 1999/45/EC(REACH): COMPLIANT

**ELECTRICAL DATA:**

1 IMPEDANCE: 50 Ω
2 FREQUENCY RANGE: DC~12.4 GHz
3 VSWR: 1.35 MAX.
4 AVERAGE POWER: 100 WATTS AVERAGE TO 25°C AMBIENT TEMPERATRUE, DERATED LINEARLY TO 10W @ 100°C

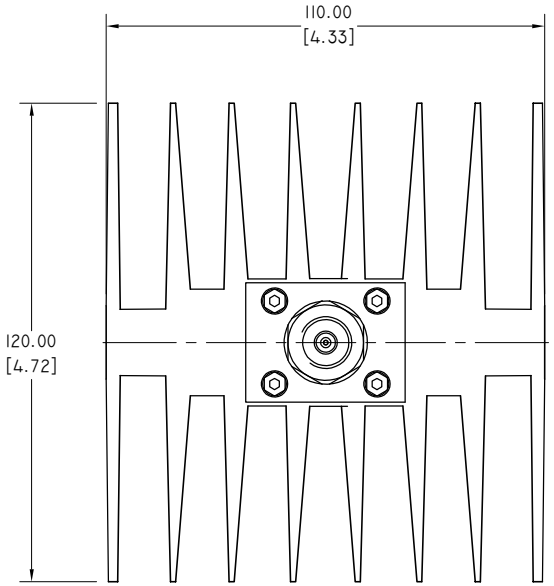


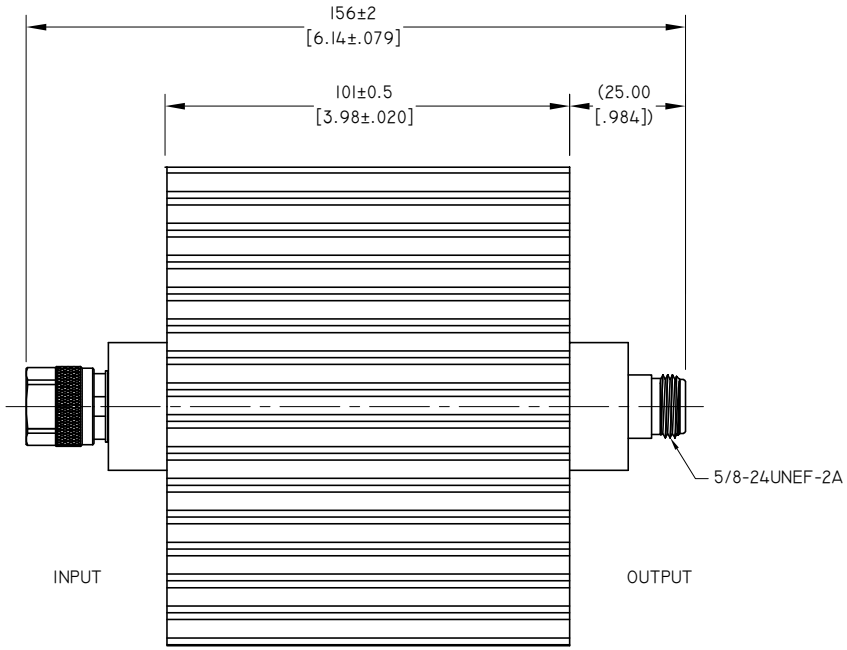


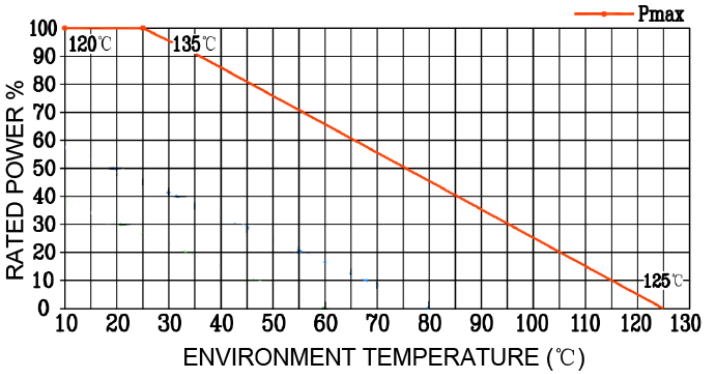


| PART NO. ANO 51-10002-XX | ATTENUATION VALUES & ACCURACY | | | | |
|---|---|---|---|---|---|
| | 6~10 DB | 20 DB | 30 DB | 40 DB | 50~60 DB |
| | ±1.2 DB | ±0.9 DB | ±1.0 DB | ±1.0 DB | ±1.1 DB |
| NOTE: XX REFER TO ATTENUATION VALUE IN DB | | | | | |

| | | | |
|---|---|---|---|
| DRAWN | W. Y | DATE | 10/14/22 |
| CHECKED | X. Y | DATE | 10/14/22 |
| APPROVED | J. Q | DATE | 10/14/22 |

UNLESS OTHERWISE SPECIFIED DIMENSIONS ARE IN MILLINMETERS, DIMENSIONS IN [ ] ARE IN INCHES FOR CUSTOMER REFERENCE ONLY UNLESS OTHERWISE SPECIFIED TOLERANCE ARE:

| | |
|---|---|
| .XX | ±0.13 [.005"] |
| .X | ±0.20 [.008"] |
| X | ±0.50 [.019"] |
| .X° | ±1° |
| X° | ±2° |

THESE DRAWINGS AND SPECIFICATIONS ARE THE PROPERTY OF ANOISON ELECTRONICS LTD AND SHOULD NOT BE USED WITHOUT WRITTEN PERMISSION COPYRIGHT © 2022 ANOISON ELECTRONICS LTD

ANOISON

TITLE

ATTENUATOR, N MALE TO FEMALE 100 WATTS
UNI DIRECTIONAL, DC~12.4GHz

VIEW

PART NO. ANO 51-10002-XX

| SIZE | SCALE | SHEET | REV. |
|---|---|---|---|
| A3 | 1:1 | 1/1 | A |