

**MATERIAL & FINISH:**

- 1 BODY: BRASS, ALBALOY PLATED
- 2 CENTER CONTACT: BERYLLIUM COPPER ALLOY, SILVER PLATED
- 3 OUTER CONTACT: BRASS, ALBALOY PLATED
- 4 INSULATOR: PTFE
- 5 O-RING: SILICONE RUBBER

**ENVIRONMENTAL DATA:**

- 1 TEMPERATURE RANGE: -55°C~+125°C
- 2 2011/65/EU(RoHS) AND 2015/863/(RoHS): COMPLIANT
- 3 1907/2006/EC(REACH): COMPLIANT

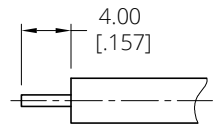
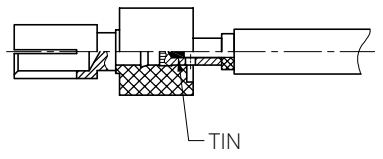
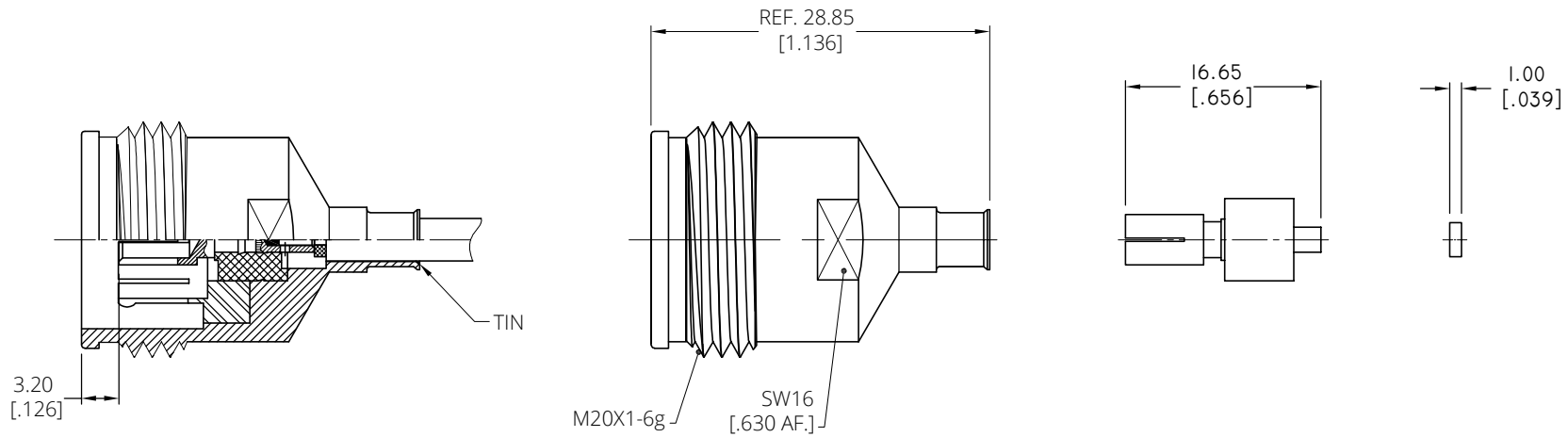
**ELECTRICAL DATA:**

- 1 IMPEDANCE: 50 Ω
- 2 FREQUENCY RANGE: DC~6 GHz
- 3 VSWR: 1.20 MAX.
- 4 INTERMODULATION(3<sup>RD</sup> ORDER): < -160 DBC(2X43 DBM) AT 0.4~4 GHz
- 5 RF POWER: 200W MAX.

**APPLICABLE STANDARDS:**

- 1 INTERFACE ACCORDING TO: IEC61169-54

REVISIONS			
REV.	DESCRIPTION	DATE	APPROVED
A	INITIAL RELEASE	01/18/24	J. Q



CABLE STRIPPING DIMENSIONS

DRAWN	W. Y	DATE	01/18/24
CHECKED	X. Y	DATE	01/18/24
APPROVED	J. Q	DATE	01/18/24
UNLESS OTHERWISE SPECIFIED DIMENSIONS ARE IN MILLIMETERS, DIMENSIONS IN [ ] ARE IN INCHES FOR CUSTOMER REFERENCE ONLY UNLESS OTHERWISE SPECIFIED TOLERANCE ARE:		THESE DRAWINGS AND SPECIFICATIONS ARE THE PROPERTY OF ANOISON ELECTRONICS LTD AND SHOULD NOT BE USED WITHOUT WRITTEN PERMISSION COPYRIGHT © 2024 ANOISON ELECTRONICS LTD	
XX	±0.13 [005"]		
X	±0.20 [008"]		
X	±0.50 [019"]		
X"	±1°		
X"	±2°		



TITLE			
4.3-10 STRAIGHT FEMALE SOLDER FOR .141 CABLE			
VIEW	PART NO.		
	ANO 4712-2054		
SIZE	SCALE	SHEET	REV.
A3	5:1	1/1	A