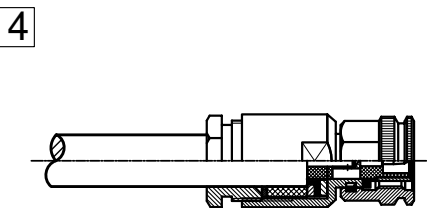
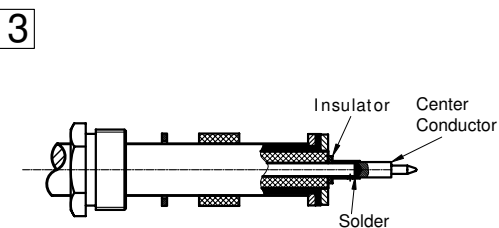
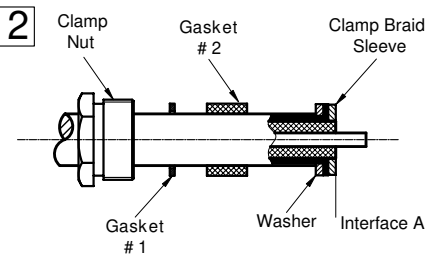
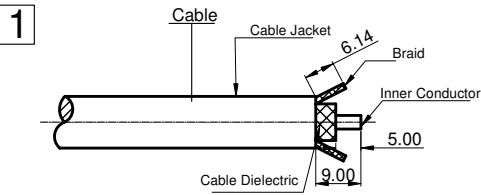
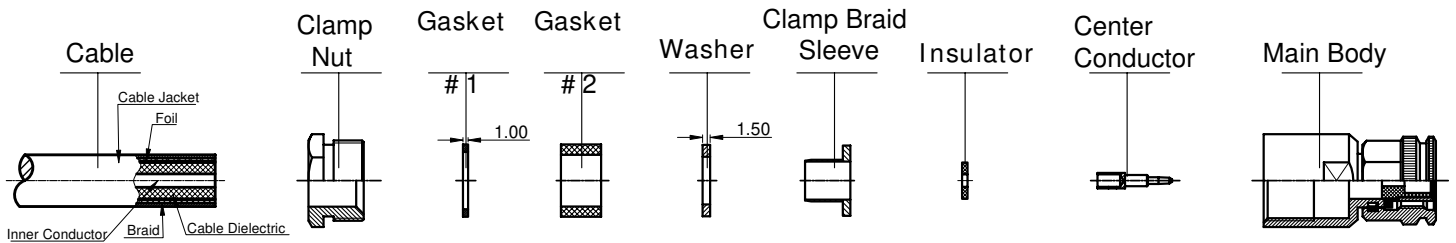


P/N: ANO 3311-2051

Description: TNC Straight Male Clamp for RG213/RG214 Cable

**STEP 1**

- a. Strip the cable according to the dimensions, as shown.

**STEP 2**

- a. Slide the Clamp Nut, the Gasket #1, the Gasket #2 onto the cable.
- b. Slide washer over braid.
- c. Slide clamp braid sleeve under braid.
- d. Fold back braid and trim off excess of braid.
- e. Trim back dielectric as interface A shown

**STEP 3**

- a. Mount insulator as shown
- b. Solder the cable inner conductor into center contact

**STEP 4**

- Screw sub-assembly into the connector body.