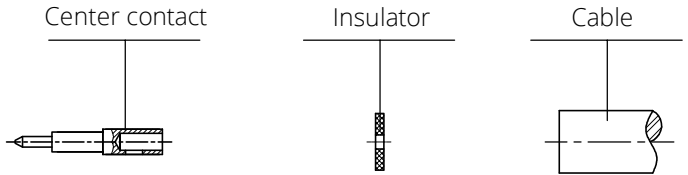
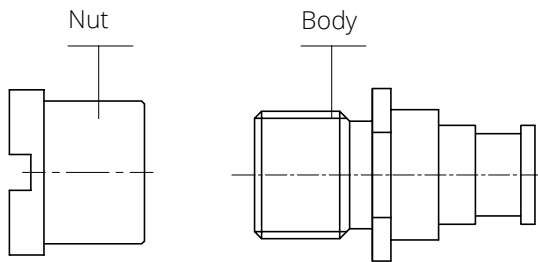
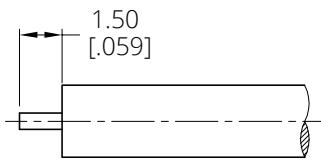


P/N: ANO 9311-1106

Description: SMP straight male solder for .086 Cable



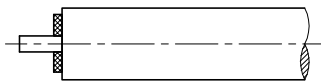
Step 1



Step 1

a. Strip the cable according to the dimensions as shown.

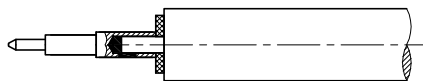
Step 2



Step 2

Put on the Insulator.

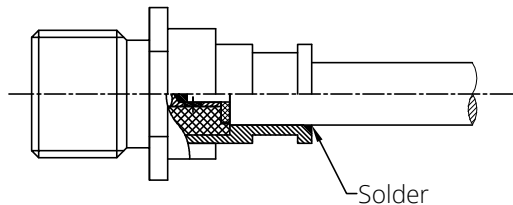
Step 3



Step 3

Solder the center contact onto the conductor.

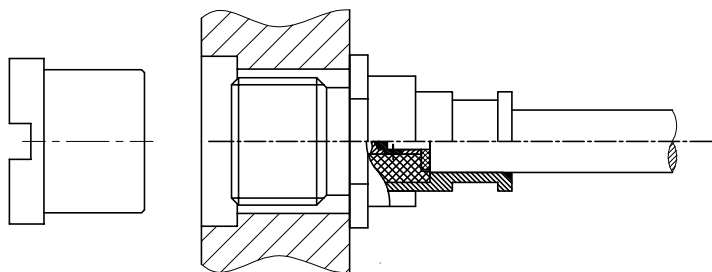
Step 4



Step 4

- a. Push cable assembly into body until it bottoms as shown.
- b. Solder the body onto the cable.

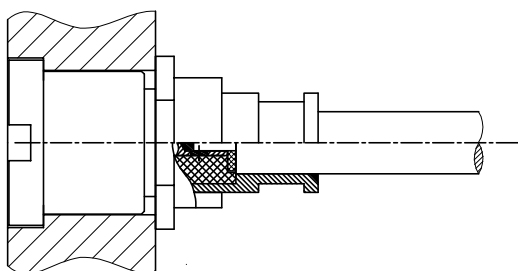
Step 5



Step 5

Load the panel.

Step 6



Step 6

Tighten nut, Fixed products.