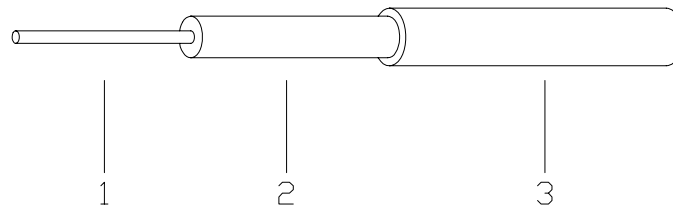


ANO SR047



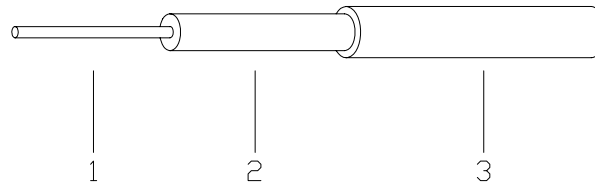
Construction Specification		
	Material	Diameter(mm)
1.Inner Conductor	Silver Plated Copper Clad Steel	0.29
2.Dielectric	PTFE	0.94
3.Outer Conductor	①Copper Tube ②Tin plated Copper Tube ③Silver Plated Copper Tube	1.19

Electrical Characteristics	
Capacitance(PF/m)	95.1
Impedance(ohm)	50
Corona Extinction Voltage(VRMS@60Hz)	1000
Voltage Withstanding (VRMS@60Hz)	2000
Moding Frequency(GHz)	109

Mechanical Characteristics	
Min.Inside Bend Radius(mm)	4.20
Outer Conductor Integrity Temp.(°C)	175
Operating Temp.(°C)	-55 to +125

Attenuation & Average Power @ 20°C and Sea Level		
Frequency(GHz)	Attenuation (dB/100m)	Power(①/②/③) (Watts CW)
0.5	79.0	80.5/67.4/62.2
1.0	113.0	56.6/47.4/43.7
5.0	259.0	24.7/20.7/19.1
10.0	374.0	17.2/14.4/13.3
20.0	544.0	11.9/9.9/9.2

ANO SR086



Construction Specification

	Material	Diameter(mm)
1.Inner Conductor	Silver Plated Copper Clad Steel Silver Plated Copper	0.51
2.Dielectric	PTFE	1.68
3.Outer Conductor	①Copper Tube ②Tin plated Copper Tube ③Silver Plated Copper Tube	2.15

Electrical Characteristics

Capacitance(PF/m)	95.1
Impedance(ohm)	50
Corona Extinction Voltage(VRMS@60Hz)	1500
Voltage Withstanding (VRMS@60Hz)	5000
Moding Frequency(GHz)	61

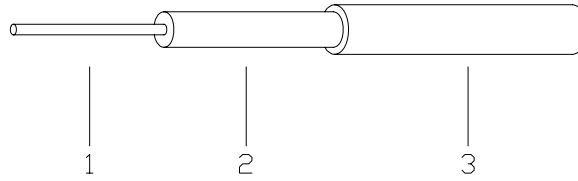
Mechanical Characteristics

Min.Inside Bend Radius(mm)	7.63
Outer Conductor Integrity Temp.(°C)	175
Operating Temp.(°C)	-55 to +125

Attenuation & Average Power @ 20°C and Sea Level

Frequency(GHz)	Attenuation (dB/100m)	Power(①/②/③) (Watts CW)
0.5	45.0	232.0/190.3/173.5
1.0	64.0	162.4/133.2/121.5
5.0	151.0	69.8/57.2/52.2
10.0	222.0	47.9/39.3/35.8
20.0	329.0	32.6/26.7/24.3

ANO SR086 AL/TP



Construction Specification

	Material	Diameter(mm)
1.Inner Conductor	Silver Plated Copper Clad Steel	0.51
2.Dielectric	PTFE	1.68
3.Outer Conductor	Tin plated Aluminum Tube	2.15

Electrical Characteristics

Capacitance(PF/m)	95.1
Impedance(ohm)	50
Corona Extinction Voltage(VRMS@60Hz)	1500
Voltage Withstanding (VRMS@60Hz)	5000
Moding Frequency(GHz)	61

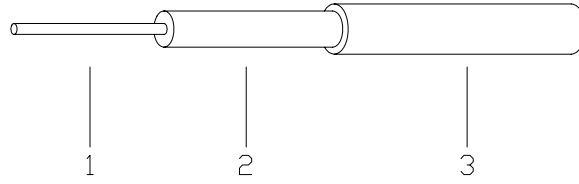
Mechanical Characteristics

Min.Inside Bend Radius(mm)	7.63
Outer Conductor Integrity Temp.(°C)	N/A
Operating Temp.(°C)	-55 to +125

Attenuation & Average Power @ 20°C and Sea Level

Frequency(GHz)	Attenuation (dB/100m)	Power (Watts CW)
0.5	45.0	173.5
1.0	64.0	121.5
5.0	151.0	52.2
10.0	222.0	35.8
20.0	329.0	24.3

ANO SR141



Construction Specification

	Material	Diameter(mm)
1.Inner Conductor	Silver Plated Copper Clad Steel Silver Plated Copper	0.93
2.Dielectric	PTFE	3.00
3.Outer Conductor	①Copper Tube ②Tin plated Copper Tube ③Silver Plated Copper Tube	3.58

Electrical Characteristics

Capacitance(PF/m)	95.1
Impedance(ohm)	50
Corona Extinction Voltage(VRMS@60Hz)	1900
Voltage Withstanding (VRMS@60Hz)	5000
Moding Frequency(GHz)	34

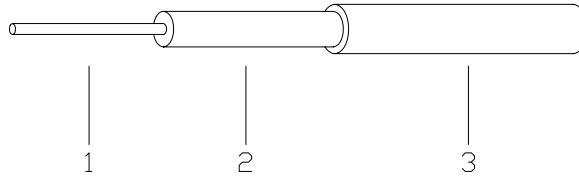
Mechanical Characteristics

Min.Inside Bend Radius(mm)	12.5
Outer Conductor Integrity Temp.(°C)	175
Operating Temp.(°C)	-55 to +125

Attenuation & Average Power @ 20°C and Sea Level

Frequency(GHz)	Attenuation (dB/100m)	Power(①/②/③) (Watts CW)
0.5	26.0	600.5/483.5/436.5
1.0	38.0	417.5/336.2/303.4
5.0	91.0	174.4/140.4/126.7
10.0	137.0	117.5/94.6/85.5
20.0	209.0	77.9/62.7/56.6

ANO SR141 AL/TP



Construction Specification

	Material	Diameter(mm)
1.Inner Conductor	Silver Plated Copper Clad Steel	0.94
2.Dielectric	PTFE	3.00
3.Outer Conductor	Tin plated Aluminum Tube	3.58

Electrical Characteristics

Capacitance(PF/m)	95.1
Impedance(ohm)	50
Corona Extinction Voltage(VRMS@60Hz)	1900
Voltage Withstanding (VRMS@60Hz)	5000
Moding Frequency(GHz)	34

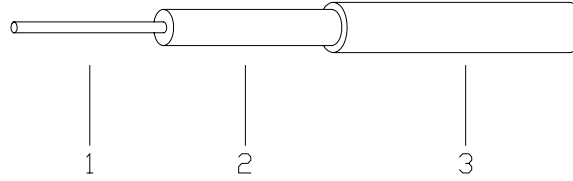
Mechanical Characteristics

Min.Inside Bend Radius(mm)	12.5
Outer Conductor Integrity Temp.(°C)	N/A
Operating Temp.(°C)	-55 to +125

Attenuation & Average Power @ 20°C and Sea Level

Frequency(GHz)	Attenuation (dB/100m)	Power (Watts CW)
0.5	26.0	436.5
1.0	38.0	303.4
5.0	91.0	126.7
10.0	137.0	85.5
20.0	209.0	56.6

ANO SR250



Construction Specification

	Material	Diameter(mm)
1.Inner Conductor	Silver Plated Copper	1.63
2.Dielectric	PTFE	5.31
3.Outer Conductor	①Copper Tube	6.35
	②Tin Plated Copper Tube	
	③Silver Plated Copper Tube	

Electrical Characteristics

Capacitance(PF/m)	95.1
Impedance(ohm)	50
Corona Extinction Voltage(VRMS@60Hz)	3000
Voltage Withstanding (VRMS@60Hz)	7500
Moding Frequency(GHz)	19

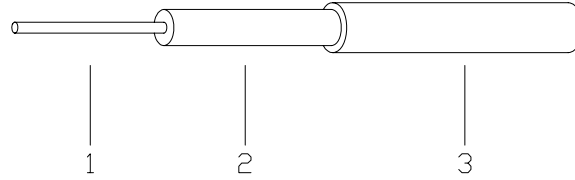
Mechanical Characteristics

Min.Inside Bend Radius(mm)	22.23
Outer Conductor Integrity Temp.(°C)	175
Operating Temp.(°C)	-55 to +125

Attenuation & Average Power @ 20°C and Sea Level

Frequency(GHz)	Attenuation (dB/100m)	Power(①/②/③) (Watts CW)
0.5	16.0	1332.1/1061.2/951.6
1.0	23.0	914.6/728.4/653.1
5.0	58.0	364.4/290.0/259.9
10.0	89.0	238.2/189.5/169.8

ANO SR250 AL/TP



Construction Specification

	Material	Diameter(mm)
1.Inner Conductor	Silver Plated Copper	1.63
2.Dielectric	PTFE	5.31
3.Outer Conductor	Tin plated Aluminum Tube	6.35

Electrical Characteristics

Capacitance(PF/m)	95.1
Impedance(ohm)	50
Corona Extinction Voltage(VRMS@60Hz)	3000
Voltage Withstanding (VRMS@60Hz)	7500
Moding Frequency(GHz)	19

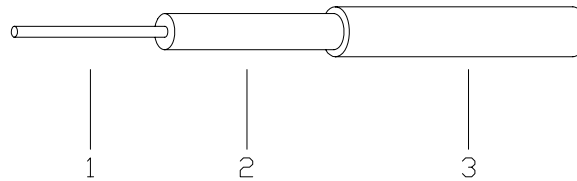
Mechanical Characteristics

Min.Inside Bend Radius(mm)	22.23
Outer Conductor Integrity Temp.(°C)	N/A
Operating Temp.(°C)	-55 to +125

Attenuation & Average Power @ 20°C and Sea Level

Frequency(GHz)	Attenuation (dB/100m)	Power (Watts CW)
0.5	16.0	962.1
1.0	24.0	661.7
5.0	61.0	265.3
10.0	94.0	174.1

ANO SR086(Low Loss)



Construction Specification

	Material	Diameter(mm)
1.Inner Conductor	Silver Plated Copper	0.56
2.Dielectric	LD PTFE	1.68
3.Outer Conductor	Tin plated Copper Tube	2.19

Electrical Characteristics

Capacitance(PF/m)	87.9
Impedance(ohm)	50
Corona Extinction Voltage(VRMS@60Hz)	1500
Voltage Withstanding (VRMS@60Hz)	2500
Moding Frequency(GHz)	64

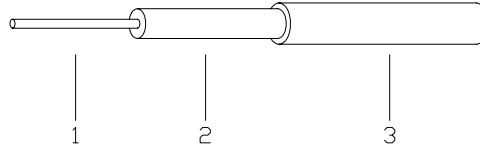
Mechanical Characteristics

Min.Inside Bend Radius(mm)	9.2
Outer Conductor Integrity Temp.(°C)	N/A
Operating Temp.(°C)	-55 to +125

Attenuation & Average Power @ 20°C and Sea Level

Frequency(GHz)	Attenuation (dB/100m)	Power (Watts CW)
0.1	18.0	824
0.4	35.0	407
1.0	56.0	254
3.0	96.0	143
10.0	178.0	74
18.0	243.0	53

ANO SR086 AL/TP(Low Loss)



Construction Specification

	Material	Diameter(mm)
1.Inner Conductor	Silver Plated Copper	0.56
2.Dielectric	LD PTFE	1.68
3.Outer Conductor	Tin plated Aluminum Tube	2.19

Electrical Characteristics

Capacitance(PF/m)	87.9
Impedance(ohm)	50
Corona Extinction Voltage(VRMS@60Hz)	1500
Voltage Withstanding (VRMS@60Hz)	2500
Moding Frequency(GHz)	64

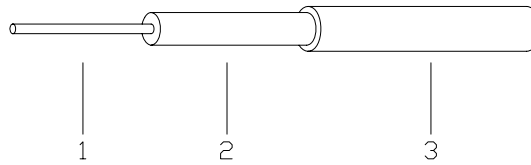
Mechanical Characteristics

Min.Inside Bend Radius(mm)	9.2
Outer Conductor Integrity Temp.(°C)	N/A
Operating Temp.(°C)	-55 to +125

Attenuation & Average Power @ 20°C and Sea Level

Frequency(GHz)	Attenuation (dB/100m)	Power (Watts CW)
0.1	18.0	824
0.4	35.0	407
1.0	56.0	254
3.0	96.0	143
10.0	178.0	74
18.0	243.0	53

ANO SR141(Low Loss)



Construction Specification

	Material	Diameter(mm)
1.Inner Conductor	Silver Plated Copper	0.99
2.Dielectric	LD PTFE	3.00
3.Outer Conductor	Copper Tube	3.58

Electrical Characteristics

Capacitance(PF/m)	87.9
Impedance(ohm)	50
Corona Extinction Voltage(VRMS@60Hz)	1900
Voltage Withstanding (VRMS@60Hz)	5000
Moding Frequency(GHz)	36

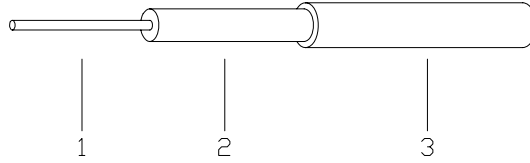
Mechanical Characteristics

Min.Inside Bend Radius(mm)	15.04
Outer Conductor Integrity Temp.(°C)	N/A
Operating Temp.(°C)	-55 to +125

Attenuation & Average Power @ 20°C and Sea Level

Frequency(GHz)	Attenuation (dB/100m)	Power (Watts CW)
0.1	10.0	1891
0.4	20.0	935
1.0	32.0	584
3.0	55.0	329
10.0	102.0	171
18.0	142.0	123

ANO SR141 AL/TP(Low Loss)



Construction Specification

	Material	Diameter(mm)
1.Inner Conductor	Silver Plated Copper	0.99
2.Dielectric	LD PTFE	3.00
3.Outer Conductor	Tin Plated Aluminum Tube	3.58

Electrical Characteristics

Capacitance(PF/m)	87.9
Impedance(ohm)	50
Corona Extinction Voltage(VRMS@60Hz)	1900
Voltage Withstanding (VRMS@60Hz)	5000
Moding Frequency(GHz)	36

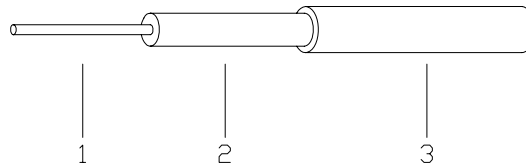
Mechanical Characteristics

Min.Inside Bend Radius(mm)	15.04
Outer Conductor Integrity Temp.(°C)	N/A
Operating Temp.(°C)	-55 to +125

Attenuation & Average Power @ 20°C and Sea Level

Frequency(GHz)	Attenuation (dB/100m)	Power (Watts CW)
0.1	10.0	1891
0.4	20.0	935
1.0	32.0	584
3.0	55.0	329
10.0	102.0	171
18.0	142.0	123

ANO SR250 (Low Loss)



Construction Specification

	Material	Diameter(mm)
1.Inner Conductor	Silver Plated Copper	1.78
2.Dielectric	LD PTFE	5.33
3.Outer Conductor	Tin Plated Copper Tube	6.35

Electrical Characteristics

Capacitance(PF/m)	87.9
Impedance(ohm)	50
Corona Extinction Voltage(VRMS@60Hz)	2500
Voltage Withstanding (VRMS@60Hz)	5000
Moding Frequency(GHz)	20

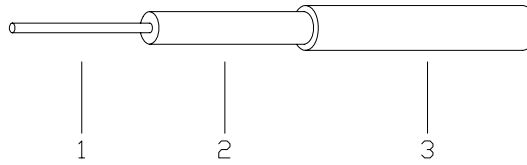
Mechanical Characteristics

Min.Inside Bend Radius(mm)	30
Outer Conductor Integrity Temp.(°C)	N/A
Operating Temp.(°C)	-55 to +125

Attenuation & Average Power @ 20°C and Sea Level

Frequency(GHz)	Attenuation (dB/100m)	Power (Watts CW)
0.1	6.0	4338
0.4	12.0	2140
1.0	18.0	1332
3.0	32.0	745
10.0	60.0	384
18.0	83.0	274

ANO SR250 AL/TP(Low Loss)



Construction Specification

	Material	Diameter(mm)
1.Inner Conductor	Silver Plated Copper	1.78
2.Dielectric	LD PTFE	5.33
3.Outer Conductor	Tin Plated Aluminum Tube	6.35

Electrical Characteristics

Capacitance(PF/m)	87.9
Impedance(ohm)	50
Corona Extinction Voltage(VRMS@60Hz)	2500
Voltage Withstanding (VRMS@60Hz)	5000
Moding Frequency(GHz)	20

Mechanical Characteristics

Min.Inside Bend Radius(mm)	30
Outer Conductor Integrity Temp.(°C)	N/A
Operating Temp.(°C)	-55 to +125

Attenuation & Average Power @ 20°C and Sea Level

Frequency(GHz)	Attenuation (dB/100m)	Power (Watts CW)
0.1	6.0	4338
0.4	12.0	2140
1.0	18.0	1332
3.0	32.0	745
10.0	60.0	384
18.0	83.0	274